



FUJIFILM Business Innovation

Make your business more efficient with better cost management with

Robotic Process Automation (RPA)



Business Challenge from Digital Transformation

Corporate Challenges and Digital Transformation Changes At present, everything drives and changes with speed especially in business competition. The company which can do it first or do it faster will become the winner of the competition. The working process of each company needs to be efficient, fast, accurate and can work continuously. However, the current working conditions forces us to encounter such the following problems.

- ✓ Optimize the work process to speed many times higher and be able to work 24/7 without any errors.
- ✓ Employees can increase the value of the organization by focusing on works that actually make results or make more productivity without wasting normal working time.
- ✓ Help to process information from multiple systems for quick and accurate decision makings.



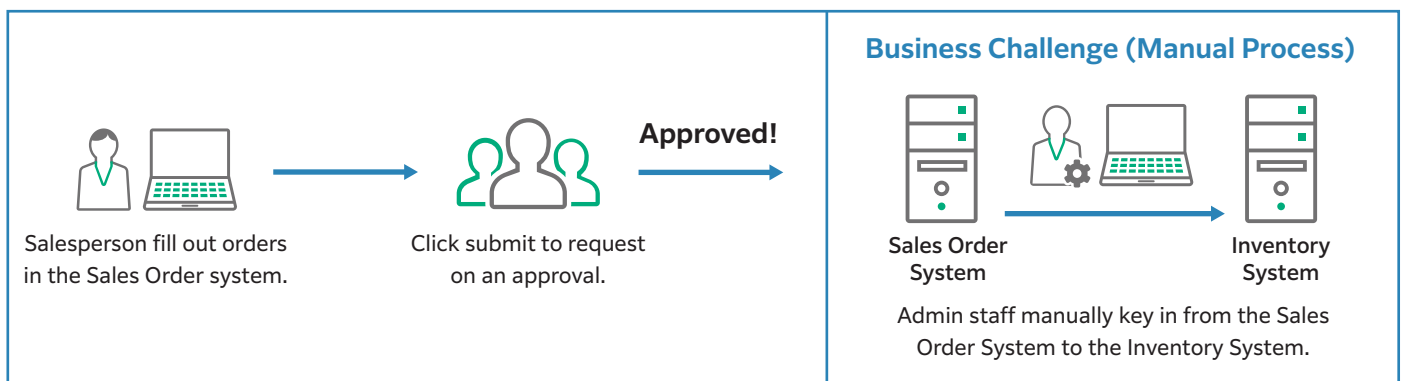
The form of work that is suitable for bringing RPA to help improve work efficiency.

Sample RPA use case 1 : Sales Order Process

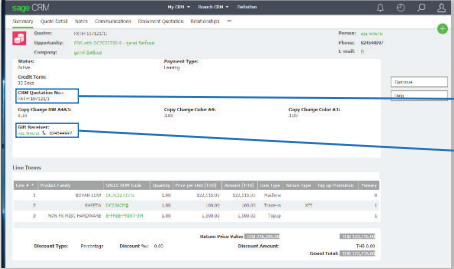
Examples of how to create new sales order in the Sales Order System and connect to the Inventory System.




The ex-work process before using RPA technology



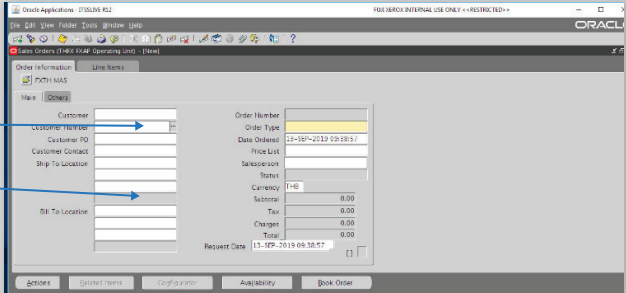
The picture below shows how the admin staff copy the data from the Sales Order System to the Inventory System.



Example of Sales Order system



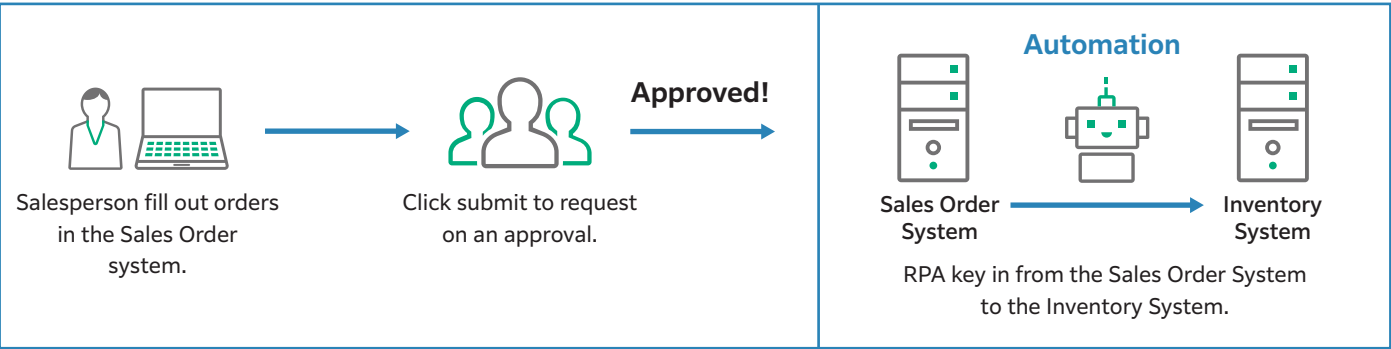
Copy data



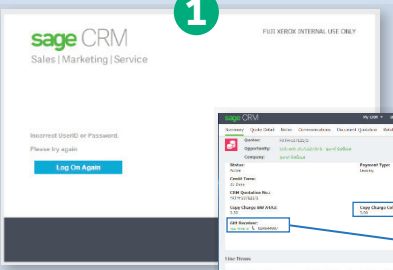
Example of Inventory System

- Important Issues:**
- Employees need to manually key in the information. There is a long delay in the operation.
 - It could have errors in the job.
 - Wasting human resources in certain processes.

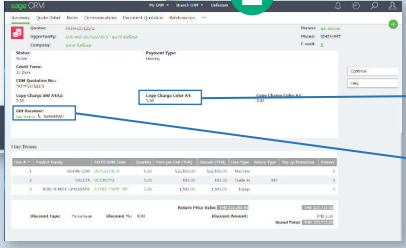
The new work process when using RPA technology.



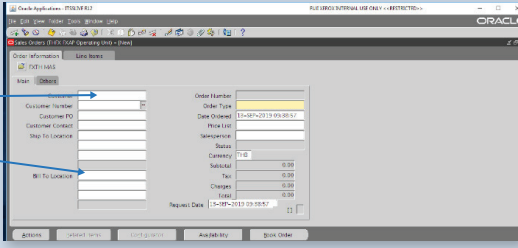
The picture below shows the automation process processing by RPA.



Log in



Sales Order System



Inventory System

- Step 1 :** RPA will log in to the sales order system and go to the Dashboard to see the work to be continued.
- Step 2 :** RPA will copy the data from the Sales Order System into the Inventory System and create the report when finish.


Example of reconciling bank transfers to eliminate receivables in the ERP system.


Payment Statement

Downloaded Payment

Match


Step 3 Accounting staff cut off receivables in the ERP system.






CashMatching

Cash Matching For CAS





Summary Transaction View

Search Export as: CSV XLS XML

Displaying rows: 1 to 50 (of 89,094 rows). Page: 1 2 3 4 5 6 7 8 9 10 >>>

Location	Account No.	Transaction Date	Matchance Date	Case ID	Bank
--All Items--	--All Items--	--All Items--	--All Items--	--All Items--	--All Items--
FXTH	1423076197	24/May/2019	27/May/2019		BBL
FXTH	1013003807	18/Apr/2016	07/Apr/2016	AT701/00416000012	SFR
FXTH	5125453017	30/Apr/2019	22/May/2019		CITIDirect
FXTH	5125453017	21/May/2019	22/May/2019		CITIDirect
FXTH	5125453017	08/May/2019	09/May/2019		CITIDirect
FXTH	1012037798	28/May/2019	01/Apr/2019	CL20190329165671	SCB
FXTH	H15761433541	25/May/2019	25/Jun/2019	CL20190326192420	HNBC
FXLT	5125749013	19/Jun/2019	20/Jun/2019		Citibank
FXTH	5125453017	21/Jun/2019	24/Jun/2019		CITIDirect

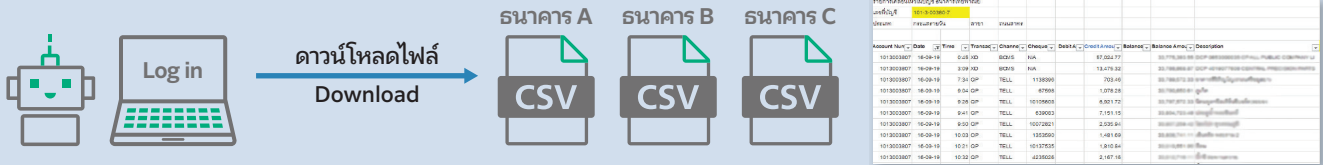
Important Issues:

- There might be an error job.
- It takes a long time to operate this.

The new work process when using RPA technology.

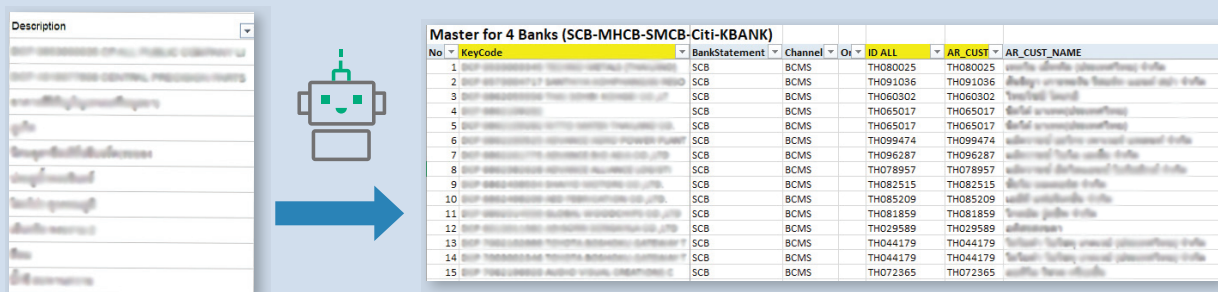
Step 1

RPA will go to the bank's website that allows to download the file as a CSV file and then automatically copy or download several payment statements.



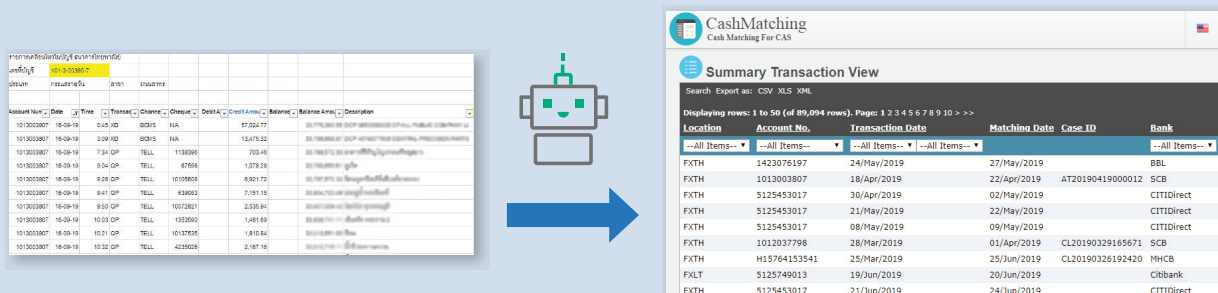
Step 2

RPA will match the Payment Statement with the customer database file prepared one by one to specify the name of the customer who has paid the debt.



Step 3

RPA will cut the amount of receivables in the ERP system

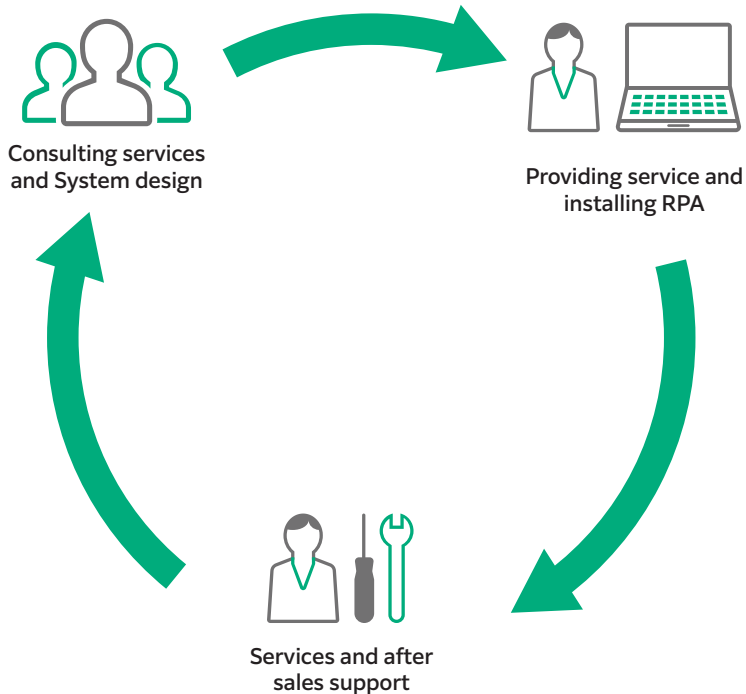


Step 4

For the balance which does not match the Payment Statement, RPA will send an email to the collection department and follow up on receivables.



" We will provide services from the beginning of the process until the delivery of work to make assurance that customer will have a solution that can be used efficiently. "



fujifilm.com/fbth

FUJIFILM

บริษัท ฟุจิฟิล์ม บิซิเนส อินโนเวชั่น (ประเทศไทย) จำกัด

123 อาคารชั้นทาวเวอร์ส เอ ชั้น 23-26 ถนนวิภาวดีรังสิต จอมพล จตุจักร กรุงเทพฯ 10900

โทร: 02-660-8000 แฟกซ์: 02-617-6748-9 Call Center: 02-660-8400

FUJIFILM Business Innovation (Thailand) Co.,Ltd

123 Sun Towers A Building, 23rd-26th Floor, Vibhavadi-Rangsit Road,
Chomphon, Chatuchak, Bangkok 10900

Tel: 02-660-8000 Fax: 02-617-6748-9 Call Center: 02-660-8400